


INDOOR ADVANTAGE GOLD
BUILDING MATERIALS

advanced mats and grates

- EXTERNAL ●
- INTERNAL ●
- WET AREA ●
- FALL-THRU ●
- INDUSTRIAL ●
- SAFETY ●



CANADIAN ARCHITECTURAL & ENGINEERED PRODUCTS



**Walked-in-dirt is responsible
for 85-90% of Total
Maintenance Costs**

What...

Prospec Specialties provide a wide range of mats and grates, all designed to meet your specific needs. Our durable and attractive products offer versatile design options for interior and exterior applications.

Why...

People entering a building carry into premises dirt and moisture through their footwear, not only does this make interiors dirty and un-hygienic it further spoils the floor coverings and causes them to wear faster, creating a need for premature replacement.

How...

Prospec entrance mats are designed to intercept moisture, mud, snow, oil, grit and grime at the entry level and keep the interiors neat and clean.

Where...

Prospec mats are made keeping in mind numerous requirements of diverse building structures and thus, boast a widest product range of its kind. ProspeC mats can be seen at Exhibition Centers, Airports, Metro Stations, Cinemas, Theaters, Malls, Educational Institutions, Sports Arenas, Factories, Hospitals, Hotels, Offices, Condos, Villas and Homes around the world.

But...

Prospec mats & grates can be finished to perfectly match the neighboring floor finishes. ProspeC entrance matting systems are available in a variety of finishes like Carpet, Neoprene, Metal and Rubber. If the requirement is of fire-rated capability, ProspeC has a mat.



More...

Prospec mats and grates save astronomical replacement costs and enhance great looking interiors.

More...

Prospec has been at the forefront of bringing specialist heavy traffic entrance matting technology, having fully equipped assembly line and trained technicians to make virtually any shape or size.

& More...

Prospec is committed to providing innovative, state-of-the-art products to meet customer needs. All products have unique features, specifically engineered to remove dirt and moisture at the point of entry.

**You have taken the RIGHT
step towards spotless
interiors**



'ProClean', an advanced system that is reversible and heavy duty, tailor-made size to your individual design needs.

'ProClean', made of Green Aluminum and recycled airplane tires, help in carbon footprint reduction.

'ProClean' combines the proven advantage of alternating aluminum scraper bars and polyester reinforced tufted rubber wipers having extreme sole cleaning power even when wet. Specially designed tufted rubber is color fast, dries quickly, does not fade and shed fibers during use, rot or smell when wet.

'ProClean' is heel and wheel proof, does not promote fungal / bacterial growth.

'ProClean' is also available in fire rated quality.

Easy to maintain 'ProClean' should be vacuumed, shampooed or steam washed at regular intervals to retain its effectiveness.

Possible LEED Credits:

MR Credit 4 (1-2 points)

MR Credit 5 (1-2 points)

IEQ Credit 5 (1 point)

Re-cycled Content:

Post Industrial: 46%

Post Consumer: 54%

Sample Specification: Provide 7/10" (18mm) thick, reversible, heavy-duty and rigid Prospec Specialties 'ProClean' entrance mat with closed construction. Mat wipers made of polyester reinforced buffed recycled rubber and scraper bars of Aluminum Alloy 6063-T6 interwoven alternatively with high tensile steel wires, complete with anodized aluminum mat-well frame.



Color Options:



GREY (GY)



BLACK (BK)



COGNAC (CN)




BLUE (BL)



RED (RD)



BROWN (BN)



GREEN (GN)

Key Properties:



INTERNAL



EXTERNAL



CLOSED



MUD



COARSE
DIRT



EASY TO
MAINTAIN



QUIET



MOISTURE
REMOVAL



HIGH
HEELS



AESTHETIC




WHEELED
TRAFFIC



REVERSIBLE



RECYCLED



'InterCeptor', an advanced matting system that not only has all good features of a reversible mat, it is also semi-open.

'InterCeptor', made of Green Aluminum and recycled airplane tires, help reduce carbon footprint.

'InterCeptor' combines the proven advantage of alternating aluminum scraper bars and polyester reinforced tufted rubber wipers having extreme sole cleaning power even when wet. Specially designed tufted rubber is color fast, dries quickly, does not fade and shed fibers during use, rot or smell when wet.

'InterCeptor' is heel and wheel proof, does not promote fungal / bacterial growth.

'InterCeptor' is also available in fire rated quality.

Easy to maintain 'InterCeptor' should be vacuumed, shampooed or steam washed at regular intervals to retain its effectiveness.

Possible LEED Credits:

MR Credit 4 (1-2 points)

MR Credit 5 (1-2 points)

IEQ Credit 5 (1 point)

Re-cycled Content:

Post Industrial: 46%

Post Consumer: 54%

Sample Specification: Provide 7/10" (18mm) thick, open, reversible, heavy-duty and rigid Prospec Specialties 'InterCeptor' entrance mat with wipers made of polyester reinforced buffed recycled rubber and scraper bars of Aluminum Alloy 6063-T6 interwoven alternatively with high tensile steel wires and nylon spacers, complete with anodized aluminum mat-well frame.

Color Options:



GREY (GY)




BLACK (BK)




COGNAC (CN)



BLUE (BL)



RED (RD)



BROWN (BN)



GREEN (GN)

Key Properties:



INTERNAL



EXTERNAL



OPEN



MUD



COARSE
DIRT



EASY TO
MAINTAIN



QUIET



MOISTURE
REMOVAL



HIGH
HEELS



AESTHETIC




WHEELED
TRAFFIC



REVERSIBLE



RECYCLED



'DirtFighter' is extra heavy duty Entrance Matting System with wider actively cleaning surface. The mat is reversible, silent and is tailor-made to your individual design needs.

'DirtFighter' made of Green Aluminum and recycled airplane tires, help reduce carbon footprint.

'DirtFighter' suits most demanding applications such as Airports, Train Terminals, Metro Stations, Deluxe Hotels and Palaces.

'DirtFighter' combines the proven advantage of alternating aluminum scraper bars and two polyester reinforced tufted rubber wiper strips which gives it an extra plus in sole cleaning power and enhance its looks. Specially designed tufted rubber is color fast, dries quickly, does not fade and shed fibers during use, rot or smell when wet.

'DirtFighter' brushes and scrapes more dirt, grit, soil, etc. from high volume of pedestrian traffic than any other known mat in the market.

'DirtFighter' is heel and wheel proof and does not promote fungal / bacterial growth.

'DirtFighter' is also available in fire rated quality.

Easy to maintain 'DirtFighter' should be vacuum cleaned, shampooed or steam washed at regular intervals to retain its effectiveness.

Possible LEED Credits:

MR Credit 4 (1-2 points)

MR Credit 5 (1-2 points)

IEQ Credit 5 (1 point)

Re-cycled Content:


Post Industrial : 46%

Post Consumer: 54%



Sample Specification: Provide 7/10" (18mm) thick, silent, reversible, heavy duty, rigid, closed construction Prospec Specialties 'DirtFighter' entrance mat made of double polyester reinforced buffed rubbers and aluminum scraper bars interwoven alternatively with high tensile steel wires, complete with WELCOME mat-well frame of anodized aluminum.

Color Options:



Key Properties:





'MudGuard' is extra heavy duty. The entrance mat not only has all good features of DirtFighter mat, it is also made semi-open, so that the dirt & grit falls thru the holes in the mat and collect in the mat-pan.

'MudGuard' made of Green Aluminum and recycled airplane tires, help reduce carbon footprint.

'MudGuard' suits most demanding applications such as Airports, Train Terminals, Metro Stations, Deluxe Hotels and Palaces.

'MudGuard' combines the proven advantage of alternating aluminum scraper bars and two polyester reinforced tufted rubber wiper strips which gives it an extra plus in sole cleaning power even when wet. Specially designed tufted rubber is color fast, dries quickly, does not fade and shed fibers during use, rot or smell when wet.

'MudGuard' brushes and scrapes more dirt, grit, soil, etc. from high volume of pedestrian traffic than any other known mat in the market.

'MudGuard' is heel and wheel proof and does not promote fungal / bacterial growth.

'MudGuard' is also available in fire rated quality.

Easy to maintain 'MudGuard' should be vacuum cleaned, shampooed or steam washed at regular intervals to retain its effectiveness.

Possible LEED Credits:

MR Credit 4 (1-2 points)

MR Credit 5 (1-2 points)

IEQ Credit 5 (1 point)

Re-cycled Content:

Post Industrial: 46%


Post Consumer: 54%

Sample Specification: Provide 7/10" (18mm) thick, open, silent, reversible, heavy duty, rigid Prospec Specialties 'MudGuard' entrance mat made of double polyester reinforced buffed rubbers and aluminum scraper bars interwoven alternatively with high tensile steel wires and nylon spacers, complete with WELCOME mat-well frame of anodized aluminum.

Color Options:



GREY (GY)



BLACK (BK)



COGNAC (CN)



BLUE (BL)



RED (RD)



BROWN (BN)



GREEN (GN)

Key Properties:



INTERNAL



EXTERNAL



OPEN



MUD



COARSE
DIRT



EASY TO
MAINTAIN



QUIET



MOISTURE
REMOVAL



HIGH
HEELS



AESTHETIC




WHEELED
TRAFFIC



REVERSIBLE



RECYCLED



'StreetFighter' is elegant and very heavy duty Entrance Matting System that is tailor-made to your design requirements.

'StreetFighter' is effective in areas that are near deserts, beaches, agricultural land, farms, woods and groves.

'StreetFighter' is suitable for Hospitals, Hotels, Commercial Buildings, Cinemas, Residential Buildings, Shopping Malls and Banks.

'StreetFighter' has semi-open construction so that the dirt falls thru the mat and remains out of sight collected in the mat-well. The top of the mat always remains clean, does not fade and shed fibers, rot or smell when wet.

'StreetFighter' is suitable for high volume of pedestrian traffic more than most known mats in the market.

'StreetFighter' is heel and wheel proof.

'StreetFighter' is available in E.P.D.M. rubber wipers. If maintained timely, 'Street Fighter' looks brand new for years. Linear design of this mat provides aggressive scrapping action.

Possible LEED Credits:

- MR Credit 4 (1-2 points)
- MR Credit 5 (1-2 points)
- IEQ Credit 5 (1 point)

Re-cycled Content:

- Post Industrial: 40%
- Post Consumer: 40%

Sample Specification: Provide 1-13/20" (42mm) thick Prospec Specialties 'StreetFighter' entrance mat with open construction alternating EPDM wipers seated on heavy-duty aluminum profiles for noise reduction and smooth rolling action, complete with aluminum WELCOME mat-well frame.

Color Options:



BLACK (BK)

Key Properties:

- 
INTERNAL
- 
EXTERNAL
- 
OPEN
- 
MUD
- 
COARSE
DIRT
- 
EASY TO
MAINTAIN
- 
QUIET
- 
HIGH
HEELS
- 
AESTHETIC
- 
WHEELED
TRAFFIC



'StreetKing' is elegant and extremely heavy duty Entrance Matting System that is tailor-made to your design requirements.

'StreetKing' is effective when it is placed in covered entrances / air locks and lobby areas.

'StreetKing' is suitable for Exhibition Halls, Hospitals, Hotels, Commercial Buildings, Cinemas, Residential Buildings, Shopping Malls and Banks.

'StreetKing' has semi-open construction so that the dirt falls thru the mat and remains out of sight collected in the mat-well. The top of the mat always remains clean, does not fade and shed fibers rot or smell when wet.

PROSPEC 'StreetKing' is available in heavy duty Spring Carpet wipers, require minimum maintenance and looks brand new for years. Linear design of the grate provides aggressive scrapping action.

Possible LEED Credits:

- MR Credit 4 (1-2 points)
- MR Credit 5 (1-2 points)
- IEQ Credit 5 (1 point)

Re-cycled Content:

- Post Industrial: 40%
- Post Consumer: 46%



mat-well frame.
Color Options:



BEIGE (BG)



GREY (GY)



ANTHRACITE (AN)



BLACK (BK)

Key Properties:



INTERNAL



OPEN



MUD



COARSE
DIRT



EASY TO
MAINTAIN



QUIET



MOISTURE
REMOVAL



AESTHETIC



WHEELED
TRAFFIC



'Cleanex' is rugged, heavy-duty foot grille that is semi-open, roll-able, silent and sustainable. Made of heavy gauge warp resistant aluminum with 4/25" (4mm) profile spacing and EPDM wipers.

'Cleanex' is suitable for Schools, Universities, Hospitals, Hotels, Commercial Buildings, Cinemas, Shopping Malls and Banks.

'Cleanex' semi-open construction allows the dirt to fall thru the mat and remains out of sight collected in the mat-well. The top of the mat always remain clean.

'Cleanex' comes with an array of colored wipers that match most of the interior / exterior colors and settings, thus making it a popular product.

Heavy-duty 'Cleanex' does not break or shear under pressure. 'Cleanex' is sanitized, does not encourage bacterial and fungal growth.


'Cleanex' Mats are roll-able for periodical cleaning and maintenance. Durability and effectiveness ensure low life-cycle costs.

Possible LEED Credits:

- MR Credit 4 (1-2 points)
- MR Credit 5 (1-2 points)
- IEQ Credit 5 (1 point)

Re-cycled Content:

- Post Industrial: 40%
- Post Consumer: 40%



Sample Specification: Provide 19/20" (24mm) thick roll-able, Prospec Specialties 'Cleanex' entrance mat with open construction having grooved rubber wipers fixed on aluminum cassettes alternating with 4/25" (4mm) rubber spacers. Aluminum profiles have EPDM cushion pads for noise reduction and smooth rolling action, complete with WELCOME mat-well frame of anodized aluminum.

Color Options:



BLACK (BK)

Key Properties:

- 
INTERNAL
- 
EXTERNAL
- 
OPEN
- 
MUD
- 
COARSE
DIRT
- 
EASY TO
MAINTAIN
- 
QUIET
- 
HIGH
HEELS
- 
AESTHETIC
- 
WHEELED
TRAFFIC



'Cleanex Ultra' is rugged, heavy-duty foot grille that is semi-open, roll-able, silent and sustainable. Made a heavy gauge warp resistant aluminum with 4/25" (4mm) profile spacing and ribbed abrasive wipers.

'Cleanex Ultra' is suitable for Schools, Universities, Hospitals, Public Buildings, Hotels, Commercial Buildings, Metro Stations, Terminals, Cinemas, Residential Buildings, Shopping Malls and Banks.

'Cleanex Ultra' comes with an array of colored carpet options that match most of the interior colors and settings, thus making it a popular product.

Heavy-duty 'Cleanex Ultra' does not break or shear under pressure.

PROSPEC 'Cleanex Ultra' absorbs moisture and does not encourage bad odour.

'Cleanex Ultra' Mats are roll-able for periodical cleaning and maintenance. Durability and effectiveness ensure low life-cycle costs.

Possible LEED Credits:

MR Credit 4 (1-2 points)


MR Credit 5 (1-2 points)

IEQ Credit 5 (1 point)

Re-cycled Content:

Post Industrial: 40%

Post Consumer: 40%



Sample Specification: Provide 19/20" (24mm) thick roll-able, Prospec Specialties 'CleanexUltra' entrance mat with open construction having grooved abrasive carpet wipers fixed on aluminum cassettes alternating semi-open 4/25" (4mm) rubber spacers. Aluminum profiles have EPDM cushion pads for noise reduction and smooth rolling action, complete with WELCOME mat-well frame of anodized aluminum.

Color Options:



BROWN (BN)



BLUE (BL)



GREY (GY)



BLACK (BK)

Key Properties:



INTERNAL



OPEN



MUD



COARSE
DIRT



EASY TO
MAINTAIN



QUIET



MOISTURE
REMOVAL



AESTHETIC



WHEELED
TRAFFIC



'Rollet' offers fantastic value for money, highly economical and tough foot grille that is available in both closed or open construction, roll-able, silent and sustainable.

'Rollet' is first choice for most common applications. Rollet is made of heavy gauge warp resistant aluminum and Rubber wipers.

'Rollet' is available in 1/2" (12mm) & 7/10" (18mm) thick.

Tough 'Rollet' does not break or shear under foot or rolling pressure.

PROSPEC 'Rollet' Mats are roll-able for periodical cleaning and maintenance. Durability and effectiveness ensure low life-cycle costs.



Possible LEED Credits:

- MR Credit 4 (1-2 points)
- MR Credit 5 (1-2 points)
- IEQ Credit 5 (1 point)

Re-cycled Content:

- Post Industrial: 40%
- Post Consumer: 40%

Sample Specification: Provide 1/2" (12mm) & 7/10" (18mm) thick roll-able 'Rollet' entrance mat by Prospec Specialties with closed or open construction with grooved Rubber wipers fixed on aluminum cassettes. Aluminum profiles have EPDM hinge cushion pads for noise reduction and smooth rolling action, complete with WELCOME mat-well frame of anodized aluminum.



Color Options:



BLACK (BK)

Key Properties:



INTERNAL



EXTERNAL



CLOSED



OPEN



MUD



COARSE
DIRT



EASY TO
MAINTAIN



QUIET



HIGH
HEELS



AESTHETIC



WHEELED TRAFFIC



'Rollet Ultra' offers fantastic value for money, highly economical and tough foot grille that is available in both closed or open construction, roll-able, silent and sustainable.

'Rollet Ultra' is first choice for most applications. 'Rollet Ultra' is available in 1/2" (12mm) & 7/10" (18mm) thick. 'Rollet Ultra' is made of heavy gauge warp resistant aluminum and carpet wipers.

'Rollet Ultra' is suitable for Schools, Universities, Clinics, Public Buildings, Restaurants, Shops and Banks.

'Rollet Ultra' comes with an array of Carpet wipers that match most of the interior colors and settings, thus making it a popular product.

PROSPEC 'Rollet Ultra' Mats are roll-able for periodical cleaning and maintenance. Durability and effectiveness ensure low life-cycle costs.

Possible LEED Credits:
MR Credit 4 (1-2 points)
MR Credit 5 (1-2 points)
IEQ Credit 5 (1 point)

Re-cycled Content:
Post Industrial: 40%
Post Consumer: 46%

Sample Specification: Provide 1/2" (12mm) & 7/10" (18mm) thick Prospec Specialties roll-able 'Rollet Ultra' entrance mat having closed or open construction with carpet wipers fixed on aluminum cassettes. Aluminum profiles have EPDM hinge cushion pads for noise reduction and smooth rolling action, complete with WELCOME mat-well frame of anodized aluminum.



Color Options:



Key Properties:





'Rollet Super' offers fantastic value for money, highly economical and tough foot grille that is available in both closed and open construction. Rollet Super is roll-able, silent and sustainable.

'Rollet Super' is suitable for Schools, Universities, Hospitals, Public Buildings, Hotels, Commercial Buildings, Metro Stations, Terminals, Cinemas, Residential Buildings, Shopping Malls and Banks.

'Rollet Super' is first choice for most demanding specifier and applications. 'Rollet Super' is made of heavy gauge warp resistant and recycled aluminum.

'Rollet Super' is sustainable and durable. Metallic looks match with most modern interior / exterior settings, thus making it the most popular product.

Tough 'Rollet Super' does not break or shear under foot or rolling pressure.

PROSPEC 'Rollet Super' Mats are roll-able for periodical cleaning and maintenance. Durability and effectiveness ensure low life-cycle costs.

Possible LEED Credits:
MR Credit 4 (1-2 points)
MR Credit 5 (1-2 points)
IEQ Credit 5 (1 point)

Re-cycled Content:
Post Industrial:40%
Post Consumer: 40%

Sample Specification: Provide ½" (12mm) thick, aluminum, roll-able 'Rollet Super' entrance mat with closed or open construction by Prospec Specialties. Mat has aluminum wipers. Aluminum profiles have EPDM hinge cushion pads for noise reduction and smooth rolling action, complete with WELCOME mat-well frame of anodized aluminum.



Color Options:



SILVER ANODIZED (SA)

Note: Other anodic finishes available on request.

Key Properties:



INTERNAL



EXTERNAL



CLOSED



OPEN



MUD



COARSE
DIRT



EASY TO
MAINTAIN



QUIET



HIGH
HEELS



AESTHETIC



WHEELED
TRAFFIC



'Classic Grate' is an all aluminum foot grille option that is technically far more superior, elegant, heavy duty and tailor-made to your requirements. 'Classic Grate' is extremely effective in areas prone to severe weather conditions like snow, sand, rain, hail storms, etc.

'Classic Grate' is suitable for Schools, Universities, Hospitals, Public Buildings, Hotels, Commercial Buildings, Metro Stations, Terminals, Cinemas, Residential Buildings, Shopping Malls and Banks.

'Classic Grate' is suitable for high volume of pedestrian traffic more than any other mat. Linear mat design provides aggressive scrapping action.

'Classic Grate' is heel and wheel proof and does not promote fungal / bacterial growth.

PROSPEC 'Classic Grate' is maintenance free and looks brand new for years.

Suitable for interior or exterior application.

Effective way of intercepting water and snow.

Linear visual effects of 'Classic Grate' enhances the aesthetic value of the building.

Possible LEED Credits:

MR Credit 4 (1-2 points)

MR Credit 5 (1-2 points)

IEQ Credit 5 (1 point)

Re-cycled Content:

Post Industrial: 40%

Post Consumer: 40%

Sample Specification: Provide 1" (25mm) thick all aluminum entrance grate model 'Classic Grate' by Prospec Specialties complete with WELCOME mat-well frame of anodized aluminum.

Key Properties:



INTERNAL



EXTERNAL



OPEN



MUD



COARSE
DIRT



EASY TO
MAINTAIN



QUIET



AESTHETIC



WHEELED
TRAFFIC



'Ultra Grate' is all aluminum foot grille which is technically superior, elegant and heavier duty than the conventional and popular grate design. Tailor made to your requirements, 'Ultra Grate' is extremely effective in areas prone to severe weather conditions like snow, sand, rain, hail storm, etc.

'Ultra Grate' is suitable for Schools, Universities, Hospitals, Public Buildings, Hotels, Commercial Buildings, Metro Stations, Terminals, Cinemas, Residential Buildings, Shopping Malls and Banks.

'Ultra Grate' has semi-open construction so that the dirt falls thru the mat and remains out of sight collected in the mat-pan or mat-well. The top of the mat always remains clean. Fine ribbed wide scrapers provide ultra cleaning effect.

'Ultra Grate' is suitable for high volume of pedestrian and wheeled traffic. Ribbed surface design provides aggressive scrapping action.

'Ultra Grate' is heel and wheel proof and does not promote fungal / bacterial growth.

PROSPEC 'Ultra Grate' is maintenance free and looks brand new for years.

Suitable for interior or exterior application.

Effective way of intercepting water and snow.

Linear visual effects of 'Ultra Grate' enhances the aesthetic value of the building.

Possible LEED Credits:

MR Credit 4 (1-2 points)

MR Credit 5 (1-2 points)

IEQ Credit 5 (1 point)

Re-cycled Content:

Post Industrial: 40%

Post Consumer: 40%

Sample Specification: Provide 1-1/2" (38mm) thick all aluminum 'Ultra Grate' entrance grate by Prospec Specialties complete with WELCOME mat-well frame of anodized aluminum.



Key Properties:



INTERNAL



EXTERNAL



OPEN



MUD



COARSE
DIRT



EASY TO
MAINTAIN



QUIET



AESTHETIC



WHEELED
TRAFFIC



'Super Grate' is aluminum foot grille option which is technically superior, elegant and heavier duty than the 'Classic Grate' or 'Ultra Grate' design. Tailor-made to your requirements, Super Grate is extremely effective in areas prone to severe weather conditions like snow, sand, rain, hail storms, etc.


'Super Grate' is suitable for Schools, Universities, Hospitals, Public Buildings, Hotels, Commercial Buildings, Metro Stations, Terminals, Cinemas, Residential Buildings, Shopping Malls and Banks.

'Super Grate' has semi-open construction so that the dirt falls thru the mat and remains out of sight collected in the mat-pan or mat-well. The top of the mat always remains clean. Fine ribbed wide scrapers provide ultra cleaning effect.

'Super Grate' is suitable for high volume of pedestrian and wheeled traffic. Wide ribbed surface design provides aggressive scraping action.

'Super Grate' is heel and wheel proof and does not promote fungal / bacterial growth. PROSPEC 'Super Grate' is maintenance free and looks brand new for years.

Suitable for interior or exterior application. Effective way of intercepting water and snow. Linear visual effects of 'Super Grate' enhances the aesthetic value of the building.



Possible LEED Credits:

MR Credit 4 (1-2 points)

MR Credit 5 (1-2 points)

IEQ Credit 5 (1 point)

Re-cycled Content:

Post Industrial: 40%

Post Consumer: 40%

Sample Specification: Provide 1-1/2" (38mm) thick all aluminum 'Super Grate' entrance grate by Prospec Specialties complete with WELCOME mat-well frame of anodized aluminum.

Key Properties:



INTERNAL



EXTERNAL



OPEN



MUD



COARSE
DIRT



EASY TO
MAINTAIN




QUIET



AESTHETIC



WHEELED
TRAFFIC



'Stelica' is our Stainless Steel Entrance Grid System. The chic design of 'Stelica' is a blend of Stainless steel wires to improve cleaning process and lower maintenance cost. Our stainless steel entrance grid is designed for severe weather conditions like snow, rain, sand, etc.

'Stelica' is suitable for Schools, Universities, Hospitals, Commercial Buildings, Metro Stations, Terminals, Cinemas, Shopping Malls, Banks and all those places where heavy pedestrian and wheeled traffic is expected.

'Stelica' has open construction to trap dirt, sand, snow and water. The top of the grid always remains clean. Surface wires are uniformly spaced offering safe support for wheel chairs, shopping carts, high heels, crutches, etc.

Stelica comes in standard rectilinear shapes but customized shapes are also available upon request. Stelica is tested in compliance to ASTM for slip resistance with 500lbs. of rolling load for 2000 passes 5"Ø X 2" wide wheel.

Suitable for interior or exterior application.

Effective way of intercepting water and snow.

Linear visual effects of 'Stelica Grate' enhances the aesthetic value of the building.

Possible LEED Credits:

- MR Credit 4 (1-2 points)
- MR Credit 5 (1-2 points)
- IEQ Credit 5 (1-2 points)

Recycled Contents:

- Post Industrial: 18%
- Post Consumer: 20%

Sample Specification: Provide Stainless Steel 'Stelica' entrance grate by Prospec Specialties. Engineer to choose the grille height and steel grade from available height of 3/8"(9.5mm), 3/5"(16mm), 1 1/5"(30mm), grade of 304 or 316.

Key Properties:



INTERNAL



EXTERNAL



OPEN



COARSE
DIRT



MUD




QUIET



WHEELED
TRAFFIC



EASY TO
MAINTAIN



'Scrape-N-Dry' is elegantly designed carpet mat having PVC backing. Use it as secondary mat and the results will amaze you. The loop structure of the mat entraps more dirt, moisture and grit than any other entrance grating or mat of similar kind.

'Scrape-N-Dry' comes in 6-1/2' (2000mm) wide rolls and thus, can be quickly cut to size and supplied in a very short time. Due to wide roll size, the mat has minimum visible joints.

'Scrape-N-Dry' is suitable for Resorts, Hotels, Commercial / Residential Buildings, Villas and Boutiques, Show Rooms and Events Venues.

'Scrape-N-Dry' can be laid in mat-wells or use it like loose area rugs.

PROSPEC 'Scrape-N-Dry' does not fade, shed fibers, rot or smell when wet. This product is available in 6 colors to match your interiors.

Sample Specification: Proved 13/20" (17mm) thick nylon velour, PVC backed mat, model 'Scrape-N-Dry' by Prospec Specialties complete with or without aluminum mat-well frame.



Color Options:



RED (RD)



GREEN (GN)



COGNAC (CN)



BROWN (BN)



GREY (GY)



ANTHRACITE (AN)

Key Properties:



INTERNAL



CLOSED



MUD



EASY TO MAINTAIN




QUIET



MOISTURE REMOVAL



AESTHETIC



'Cocomat' is PVC backed with 100% natural fiber. 'Cocomat' is available in 13/20" (17mm) & 9/10" (23mm) thickness. Elegant natural coconut velour color is highly appreciated by Interior Designers.

PROSPEC 'Cocomat' comes in 6-1/2' (2000mm) wide rolls that can be easily unrolled and rolled back or cut-to-size for placing in mat-wells or used like area rugs. Due to wide roll size, mat has minimum visible joints.

'Cocomat' is suitable for Boutique Hotels / Resorts, Showrooms, Luxury Villas / Apartments, Golf Course, etc.

'Cocomat' is made of all natural coconut velour and thus contains the goodness and elegance of nature. Regular maintenance is recommended to keep your 'Cocomat' in attractive condition.

Sample Specification: Provide 13/20" (17mm) & 9/10" (23mm) thick PVC backed 100% natural coconut velour mat, model 'Cocomat' by Prospec Specialties.



Key Properties:



INTERNAL



MUD



EASY TO



QUIET




MOISTURE



HIGH



AESTHETIC



'Octamat' is a heavy duty, slip resistant rubber matting system with an open cellular construction for heavy traffic areas. This product is also available with circular nylon ultra brushes, which when fitted give improved cleaning properties. PROSPEC 'Octamat' is available in 5 standard sizes.

'Octamat' is 9/10" (23mm) thick, made of solid abrasion proof, weather proof natural rubber having honey comb like surface for maximum cleaning effect, has 3/25" (3mm) thick knobs to allow drainage.

'Octamat' is available in single black color with an array of colorful 'ULTRA BRUSHES' for extreme cleaning. 'ULTRA BRUSHES' provide an instant opportunity to display / advertise your company name / logo / brand.

'Octamat' are available in
59" x 39-2/5" (1500mm x 1000mm)
47-1/5" x 31-1/2" (1200mm x 800mm)
23-3/5" x 15-4/5" (600mm x 400mm)

'Octamat' is recommended for usage as 'safety-mat' behind the bar counter to save expensive wares from breaking, as 'anti-fatigue' mats near machines and places where people are required to stand for long hours, as 'primary mats' in areas of high dirt concentration and extreme wet conditions.

ULTRA BRUSHES are an ideal addition to 'Octamat' system. By fitting the round brushes into every second hole, greatly improve cleaning properties are achieved, especially in areas subject to wetness, snow and sand. Fit ULTRA BRUSHES at every other hole and create your company logo / brand. ULTRA BRUSHES are available in black, red, green, brown, yellow, blue and grey.


Sample Specification: Provide 9/10" (23mm) thick, Black color 'Octamat' safety mat by Prospec Specialties, made of 100% natural rubber.

Ultra Brushes:



Key Properties:





'Quarta' is a heavy duty, slip resistant rubber mat. The unique built-in ramp edge and puzzle edge interlocking design makes it the 'FIRST' choice for outdoor settings and a complete favorite for behind-the-bar counter applications and for boats.

'Quarta' can be supplied in different materials for various applications upon request. Select the material that suits your unique requirement.

*Nitrile Rubber: Mineral oil, chemicals, acids and alkali resistant, also suitable for workplaces in the food and chemical industry. Temperature range -30°C up to +100°C, fire retardant to BS (Class1). Withstands hot metal chips and cigarette burns.

*EPDM Rubber: For extreme temperature. Temperature range 50°C up to +150°C

*Antistatic Rubber: Temperature range: -30°C up to +100°C

'Quarta' 9/10" (23mm) thick
Black color mat is available in
59" x 39-2/5" (1500mm x 1000mm)
47-1/5" x 31-1/2" (1200mm x 800mm)
23-3/5" x 15-4/5" (600mm x 400mm)

ULTRA BRUSHES are an ideal addition to 'Quarta' Mat. By fitting the round brushes into every second hole, greatly improve cleaning properties are achieved, especially in areas subject to wetness, snow and sand. Fit ULTRA BRUSHES at every other hole and create your company logo/brand. ULTRA BRUSHES are available in black, red, green, brown, yellow, blue and grey.

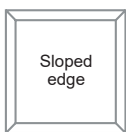
Sample Specification: Provide 9/10" (23mm) thick, Black color 'Quarta' by Prospec Specialties made of 100% natural rubber.



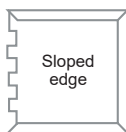
Ultra Brushes:



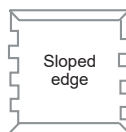
Shapes: 31.5" x 31.5" (80x80 cm)



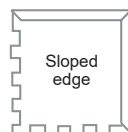
A. Single Mat



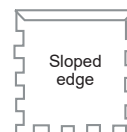
B. End Piece



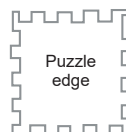
C. Middle Piece



D. Corner Piece



E. Edge Piece



F. Central Piece

Key Properties:



INTERNAL



EXTERNAL



OPEN



MUD



COARSE
DIRT



EASY TO
MAINTAIN



QUIET

INFINITY ELECTRICAL SAFETY RIBBED SWITCHBOARD MATTING – LV/ HV



Wide Ribbed Pattern

Infinity Electrical Resistant Matting - LV and HV is manufactured as per the standard BS IEC 61111-:1992 – Matting of Insulating Material for Electrical Purpose in various Classes or BS921- 1976 (Model G) – Rubber Mats for Electrical Purpose Type 1 (Model G) and Type 2 (Model J).

Model G comes with a standard wide ribbed anti slip pattern and in black colour. Model J comes with a fine ribbed anti slip pattern.

Other basic colors can be manufactured as per request subject to minimum order quantities.

Infinity Electrical Matting – Model G Series - BS LEC 61111-1992

| Class | Working Voltage (r.m.s) kv | | Proof Voltage - kv | Withstand Voltage - kv | Standard Thickness | Standard L x W |
|-------|----------------------------|-------|--------------------|------------------------|--------------------|----------------|
| | AC | DC | AC | AC | mm | m |
| 0 | 1.00 | 1.50 | 5 | 10 | 4 | 1 x 10 |
| 1 | 7.50 | 11.25 | 10 | 20 | 6 | 1 x 10 |
| 2 | 17.00 | 25.50 | 20 | 30 | 8 | 1 x 10 |
| 3 | 26.50 | 39.75 | 30 | 40 | 10 | 1 x 10 |
| 4 | 36.00 | 54.00 | 40 | 50 | 12 | 1 x 10 |

Infinity Electrical Matting – Model J Series - BS 921 - 1976

| Type | Test Voltage kv Max | Maximum R.M.S Voltage - V | Standard Thickness (mm) | Standard L x W (m) |
|------|---------------------|---------------------------|-------------------------|--------------------|
| 1 | 11 | 450 | 6 | 1 x 10 |
| 2 | 15 | 650 | 9 | 1 x 10 |

Standard Material Specifications – Model G And J Series

| Properties | Test Standard | Specification |
|---------------------|---------------|---------------------------|
| Hardness | BS 903 – A26 | 60 – 70 Shore A |
| Tensile Strength | BS 903 – A2 | 50 Kg/cm ² min |
| Elongation at Break | BS 903 – A2 | 250 % min |
| Specific Gravity | BS 903 – A1 | 1.30 – 1.4.0 |

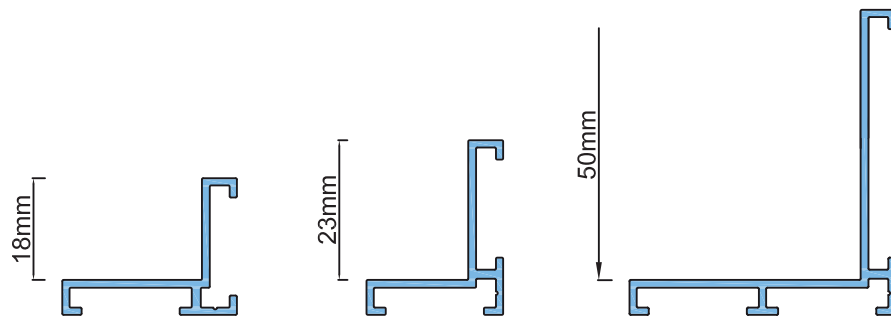
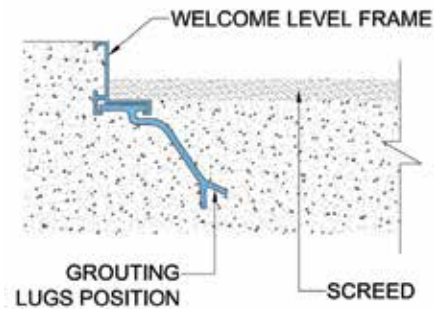
Note: Standard +/- Tolerances apply on all dimensions.
Other sizes/ antislip patterns/ specification are manufactured as per requirement subject to minimum order quantities.



Welcome Mat Frames

Extruded anodized aluminum section of AA6063 - T6 suitable for various mats / grates supplied in tailor-made shapes.

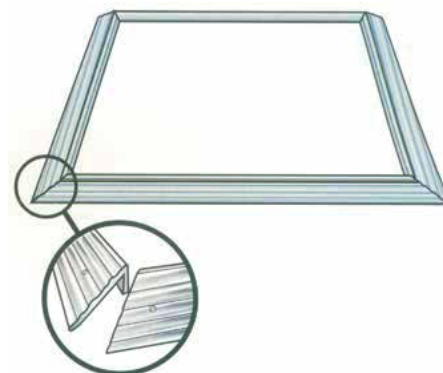
'Welcome' mat/grate frames are available in 7/10" (18mm) / 9/10" (23mm) & 2" (50mm) heights in order to suit all your requirements.




WELCOME LEVEL FRAMES DIFFERENT SIZES:

Ramp Frames

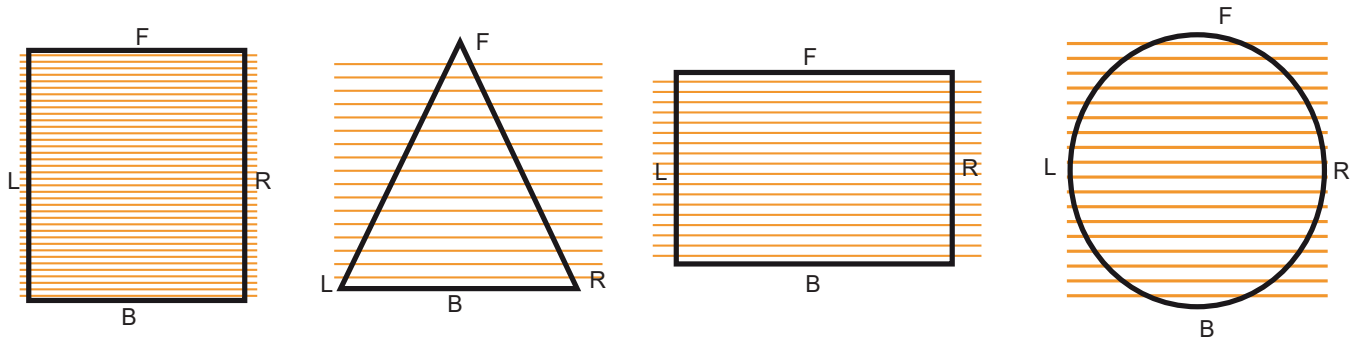
'Welcome' Ramp Frames are also available in extruded aluminum section of AA6063-T6 for retro fit applications. Suitable for 7/10" (18mm) high mats / grates.





For best results, an Entrance Mat must be at least 4' (1220mm) long in traffic direction. Width of the mat may be decided in consideration with traffic velocity & entrance area.

Examples of Mat Layouts:



While ordering a mat, always mention the mat dimensions in Front-to-Back (FB) and Left-to-Right (LR)

Thank You!

Check our range of:

- Expansion Joint Covers
- Wall Protection Products
- Stair Nosings and Edgings
- Photo Luminescent Signs
- NOWUD[®] Furniture
- Flagpoles

Bringing Solutions...



PROSPEC SPECIALTIES INC.

OPERATIONS OFFICE:
UNIT 26, 5250 SATELLITE DRIVE, MISSISSAUGA,
ONTARIO, L4W 5G5, CANADA. Tel: (905) 602-1525

CORPORATE OFFICE:
3601 HIGHWAY 7, SUITE 400, MARKHAM
ONTARIO, L3R 0M3 CANADA
Tel: (888) 749-8456 Fax: (888) 749-8455
Email: info@prospecspecialties.com
www.prospecspecialties.com