

stair nosing systems

EXTERNAL ●

INTERNAL ●



Anti-Slip treatment / protection on Staircase / Stairwells is crucial for safe egress / passage of building occupants and visitors. It also saves tremendous legal cost and time of building owners / managers, in an event of an accident.

Since pedestrians needs to be provided with the latest available technology for making stairs and walkways safe, Prospec Specialties manufactures a wide range of Safety Treads / Stair Treads / Stair Nosing all designed to provide anti-slip protection for building occupants and visitors, for a wide variety of applications, conditions and positions.

Prospec Stair Treads comply with international safety standards like OSHA for surface specifications for anti-slip surfaces.

Prospec demonstrates the finest in quality, reliability, service and value-for-money. Prospec protects!





Stair Edge Nosing

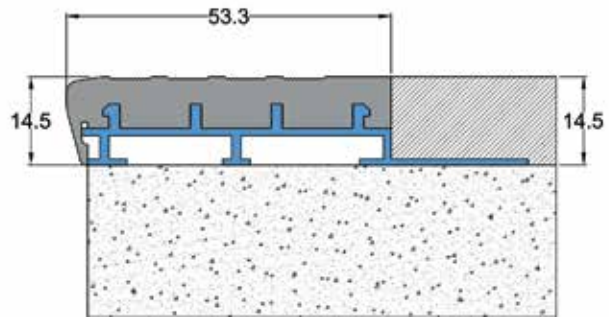

Our extensive range of single, double and triple component non-slip stair nosing are ideal for any indoor or outdoor application where extra safety and stair tread protection are needed. Our stair nosing products represent a wide range of metal solutions for finishing off the nose of any stair, whether it's tile, carpet, wood or simply concrete.



Features


- System designed for indoor application
- Double component nosing
- Easy installation & maintenance
- 2"(53.3mm) tread area
- 5/8"(14.5mm) riser area
- Standard profile length 10'(3 meters)
- Factory cut & drilled option available
- Made of construction grade aluminum alloy 6063 T6
- Suitable for ceramic/porcelain tiles
- Available in 4 standard PVC colours
- Custom colors available, MOQ applies

SNM 02




Team Uniforms & Custom Apparel

Color Options:



BK



GY



WH



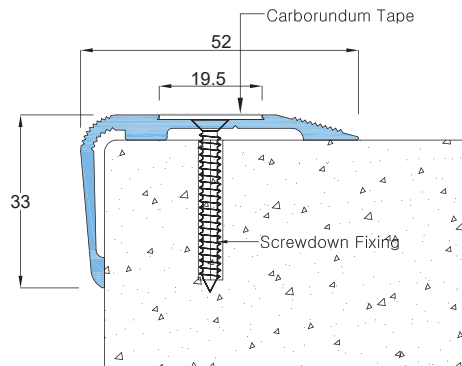
BG

Special Note: Customer is encouraged to locally source anchors and construction grade external adhesive for fixing because the local conditions vary from country to country

Features

- System designed for indoor application
- Double component nosing
- 4/5" (19.5mm) wide single non-slip carborundum self adhesive tape installed for quick response time
- Retrofit design for easy installation
- Easy installation & maintenance
- 2" (52mm) tread area
- 1-3/10" (33mm) riser area
- Standard profile length 10' (3 meters)
- Factory cut & drilled option available
- Suitable for dry / wet anchoring
- Made of Construction grade aluminum alloy 6063 T6


SNB 02 Screwdown Fixing




Color Options:



MILL FINISH



SILVER ANODIZED



TITANIUM FINISH



BRONZE FINISH

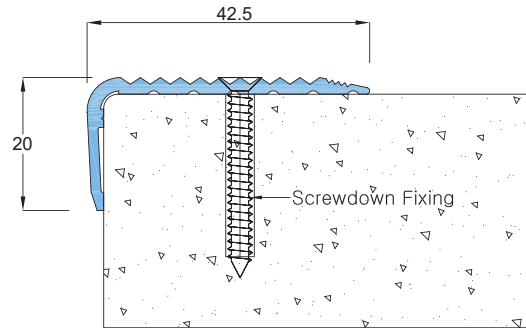
Special Note: Customer is encouraged to locally source anchors and construction grade external adhesive for fixing because the local conditions vary from country to country

Features

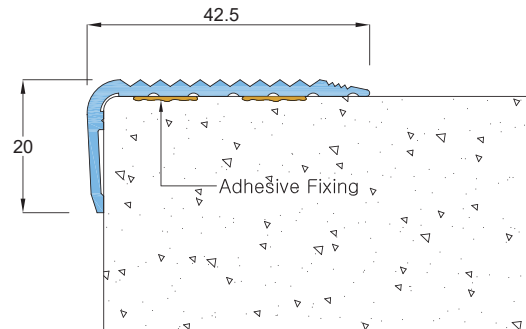
- System designed for interior / exterior application
- Retrofit design for easy installation
- Easy installation & maintenance
- 1-7/10" (42.5mm) tread area
- 4/5" (20mm) riser area
- Standard profile length 10' (3 meters)
- Factory cut & drilled option available
- Suitable for dry / wet anchoring
- Made of Construction grade aluminum alloy 6063 T6



SNA 02 Screwdown Fixing




SNA 02 Adhesive Fixing




Color Options:



MILL FINISH



SILVER ANODIZED



TITANIUM FINISH



BRONZE FINISH

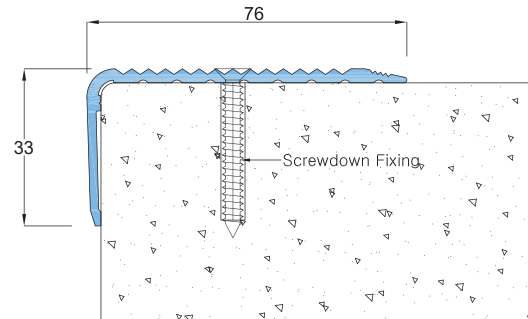
Special Note: Customer is encouraged to locally source anchors and construction grade external adhesive for fixing because the local conditions vary from country to country

Features

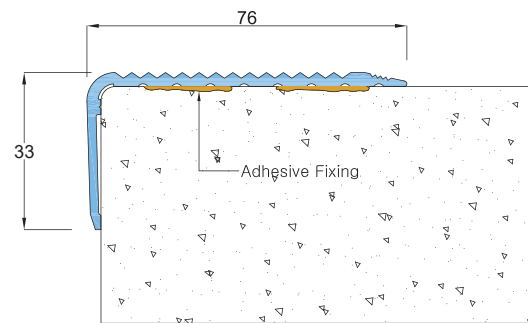
- System designed for interior / exterior application
- Retrofit design for easy installation
- Easy installation & maintenance
- 3" (76mm) tread area
- 1-3/10" (33mm) riser area
- Standard profile length 10' (3 meters)
- Factory cut & drilled option available
- Suitable for dry / wet anchoring
- Made of Construction grade aluminum alloy 6063 T6



SNA 03 Screwdown Fixing




SNA 03 Adhesive Fixing



Color Options:



MILL FINISH



SILVER ANODIZED



TITANIUM FINISH



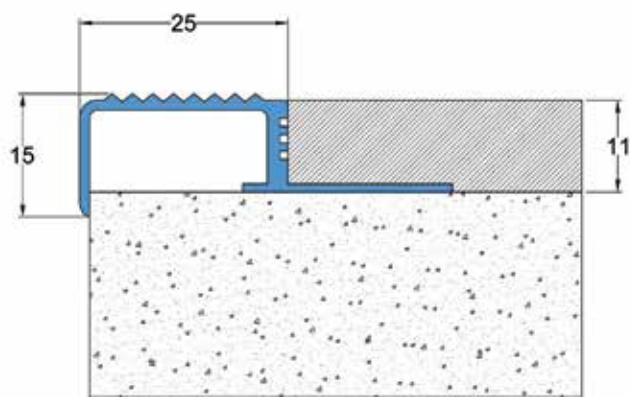

BRONZE FINISH

Special Note: Customer is encouraged to locally source anchors and construction grade external adhesive for fixing because the local conditions vary from country to country

Features

- System designed for indoor application
- Single component nosing
- Easy installation & maintenance
- 1"(25mm) tread area
- 5/8" (15mm) riser area
- Standard profile length 10' (3 meters)
- Factory cut & drilled option available
- Made of Construction grade aluminum alloy 6063 T6
- Suitable for ceramic/porcelain tiles
- Available in 4 standard metal finishes
- Custom finishes available, MOQ applies


SNO 01




Color Options:



MILL FINISH



SILVER ANODIZED



TITANIUM FINISH




BRONZE FINISH

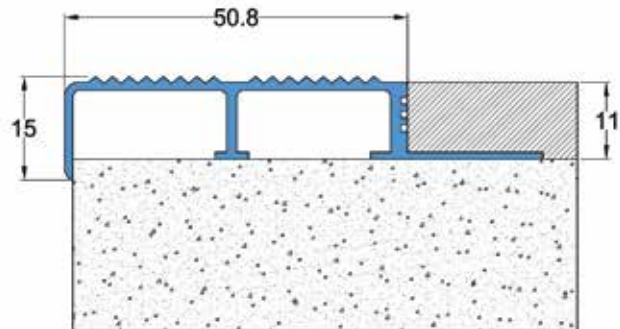
Special Note: Customer is encouraged to locally source anchors and construction grade external adhesive for fixing because the local conditions vary from country to country

Features

- System designed for indoor application
- Single component nosing
- Easy installation & maintenance
- 2" (50.8mm) tread area
- 5/8" (15mm) riser area
- Standard profile length 10' (3 meters)
- Factory cut & drilled option available
- Made of Construction grade aluminum alloy 6063 T6
- Suitable for ceramic/porcelain tiles
- Available in 4 standard metal finishes
- Custom finishes available, MOQ applies




SNO 02




Color Options:



MILL FINISH



SILVER ANODIZED



TITANIUM FINISH



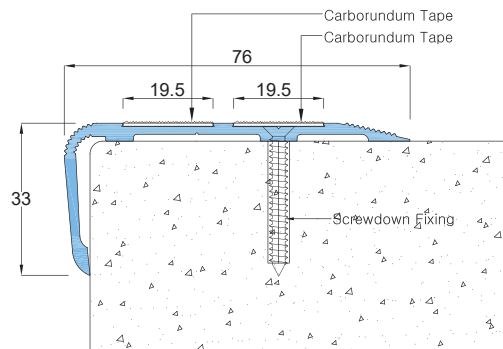
BRONZE FINISH

Special Note: Customer is encouraged to locally source anchors and construction grade external adhesive for fixing because the local conditions vary from country to country

Features

- System designed for indoor application
- Double component nosing
- 2 numbers of 4/5" (19.5mm) wide non-slip carborundum self-adhesive tapes installed for rapid response
- Best product in its range
- Retrofit design for easy installation
- Easy installation & maintenance
- 3" (76mm) tread area
- 1-3/10" (33mm) riser area
- Standard profile length 10' (3 meters)
- Factory cut & drilled option available
- Suitable for dry / wet anchoring
- Made of Construction grade aluminum alloy 6063 T6


SNC 03 Screwdown Fixing




Color Options:



MILL FINISH



SILVER ANODIZED



TITANIUM FINISH



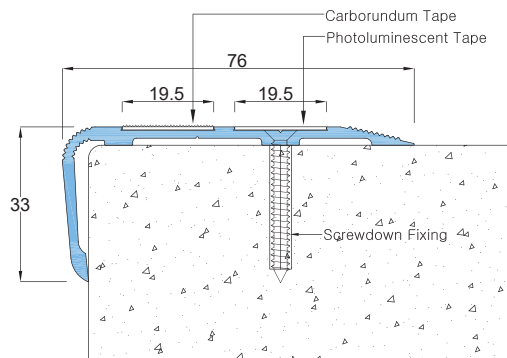
BRONZE FINISH

Special Note: Customer is encouraged to locally source anchors and construction grade external adhesive for fixing because the local conditions vary from country to country

Features

- System designed for indoor application
- Triple component nosing
- 4/5" (19.5mm) wide non-slip carborundum self-adhesive tape plus 4/5" (19.5mm) wide photo-luminescent tape installed for visibility in dark and rapid response
- Highly recommended in hi-rise tower egress stairwells
- Best product in its range
- Retrofit design for easy installation
- Easy installation & maintenance
- 3" (76mm) tread area
- 1-3/10" (33mm) riser area
- Standard profile length 10' (3 meters)
- Factory cut & drilled option available
- Suitable for dry / wet anchoring
- Made of Construction grade aluminum alloy 6063 T6


SND 03 Screwdown Fixing



Color Options:



MILL FINISH



SILVER ANODIZED



TITANIUM FINISH



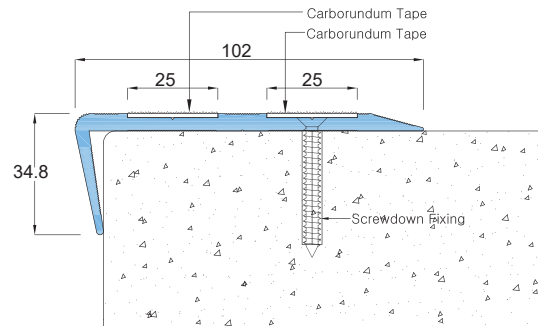
BRONZE FINISH

Special Note: Customer is encouraged to locally source anchors and construction grade external adhesive for fixing because the local conditions vary from country to country

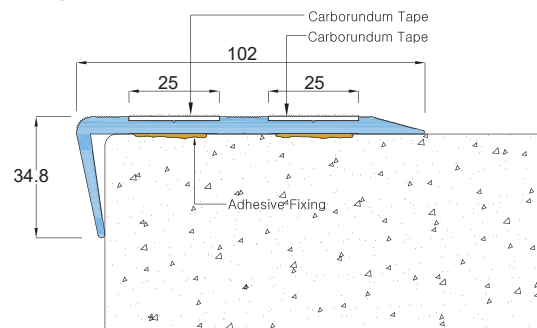
Features

- System designed for indoor / outdoor application
- Double component nosing
- Heavy nosing design and wider nosing footprint makes this product most desirable for medium to heavy duty applications
- 2 numbers of 1" (25mm) wide non-slip carborundum self-adhesive tapes installed for rapid response
- Retrofit design for easy installation
- Easy installation & maintenance
- 4" (102mm) tread area
- 1-9/25" (34.8mm) riser area
- Standard profile length 10' (3 meters)
- Factory cut & drilled option available
- Suitable for dry / wet anchoring
- Made of Construction grade aluminum alloy 6063 T6

SNE 04 Screwdown Fixing




SNE 04 Adhesive Fixing



Color Options:



MILL FINISH



SILVER ANODIZED



TITANIUM FINISH



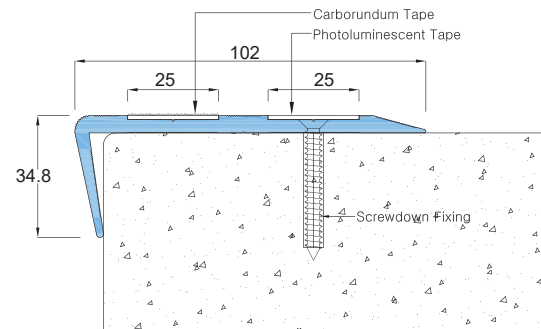
BRONZE FINISH

Special Note: Customer is encouraged to locally source anchors and construction grade external adhesive for fixing because the local conditions vary from country to country

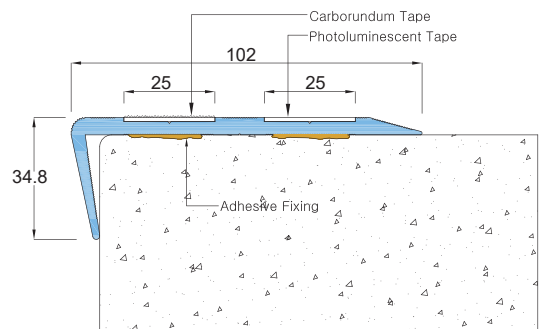
Features

- System designed for indoor / outdoor application
- Triple component nosing
- Heavy nosing design and wider nosing footprint makes this product most desirable for medium to heavy duty applications
- 1" (25mm) wide non-slip carborundum self-adhesive tape plus 1" (25mm) wide photo-luminescent tape installed for visibility in dark and rapid response
- Retrofit design for easy installation
- Easy installation & maintenance
- 4" (102mm) tread area
- 1-9/25" (34.8mm) riser area
- Standard profile length 10' (3 meters)
- Factory cut & drilled option available
- Suitable for dry / wet anchoring
- Made of Construction grade aluminum alloy 6063 T6

SNF 04 Screwdown Fixing




SNF 04 Adhesive Fixing



Color Options:



MILL FINISH



SILVER ANODIZED



TITANIUM FINISH




BRONZE FINISH


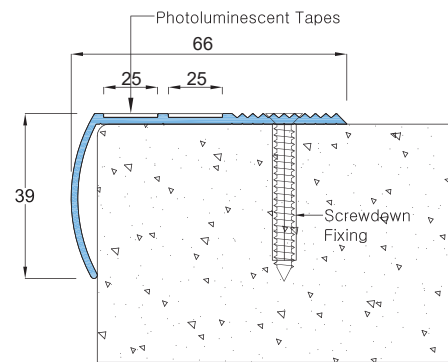
Special Note: Customer is encouraged to locally source anchors and construction grade external adhesive for fixing because the local conditions vary from country to country

Features

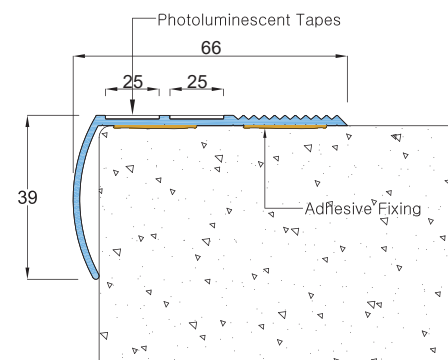
- System designed for indoor application
- Designed for higher visibility in darkness
- Unique bull nose design for aesthetic appearance
- Double component nosing
- 2 numbers of 1" (25mm) wide photo-luminescent self-adhesive tapes installed for visibility in dark and a wide band of anti-slip serrated aluminum section for rapid response
- Best product in its range
- Retrofit design for easy installation
- Easy installation & maintenance
- 2-3/5" (66mm) tread area
- 1-13/25" (39mm) riser area
- Standard profile length 10' (3 meters)
- Factory cut & drilled option available
- Suitable for dry / wet anchoring
- Made of Construction grade aluminum alloy 6063 T6



SNI 02 Screwdown Fixing



SNI 02 Adhesive Fixing



Color Options:



MILL FINISH



SILVER ANODIZED



TITANIUM FINISH




BRONZE FINISH


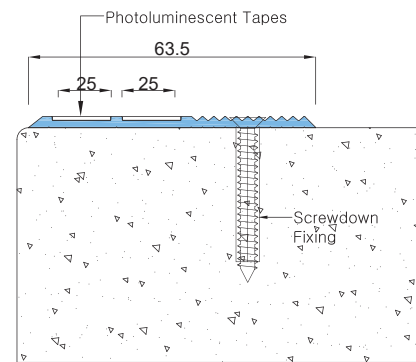
Special Note: Customer is encouraged to locally source anchors and construction grade external adhesive for fixing because the local conditions vary from country to country

Features

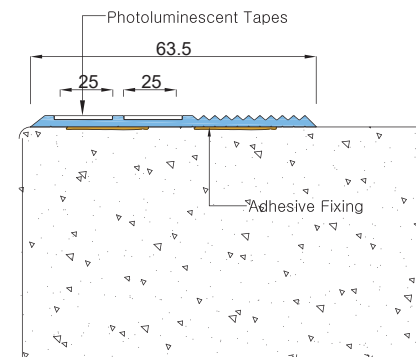
- System designed for indoor application
- Designed for higher visibility in darkness
- Unique edge design for aesthetic appearance
- Double component nosing
- 2 numbers of 1" (25mm) wide photo-luminescent self-adhesive tapes installed for visibility in dark and a wide band of anti-slip serrated aluminum section for rapid response
- Best product in its range
- Retrofit design for easy installation
- Easy installation & maintenance
- 2-1/2" (63.5mm) tread area
- Standard profile length 10' (3 meters)
- Factory cut & drilled option available
- Suitable for dry / wet anchoring
- Made of Construction grade aluminum alloy 6063 T6



SNJ 02 Screwdown Fixing



SNJ 02 Adhesive Fixing



Color Options:



MILL FINISH



SILVER ANODIZED



TITANIUM FINISH



BRONZE FINISH

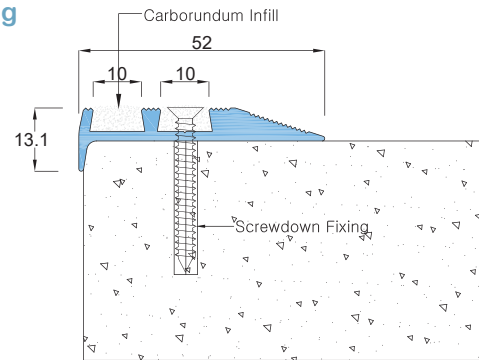
Special Note: Customer is encouraged to locally source anchors and construction grade external adhesive for fixing because the local conditions vary from country to country

Features

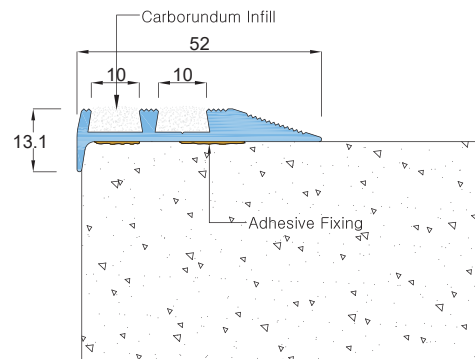
- System designed for indoor / outdoor application
- Double component nosing
- Heavy nosing retro-fit design of this product makes it most desirable for fast installations during construction / maintenance jobs
- Mixture of carborundum chips and epoxy is filled in 2/5" (10mm) wide compartments for robust design and rapid response
- Suitable for heavy-duty pedestrian traffic
- Easy installation
- 2" (52mm) tread area
- 13/25" (13.1mm) riser area
- Standard profile length 10' (3 meters)
- Factory cut option available
- Made of Construction grade aluminum alloy 6063 T6



SNK 02 Screwdown Fixing



SNK 02 Adhesive Fixing



Color Options: _____



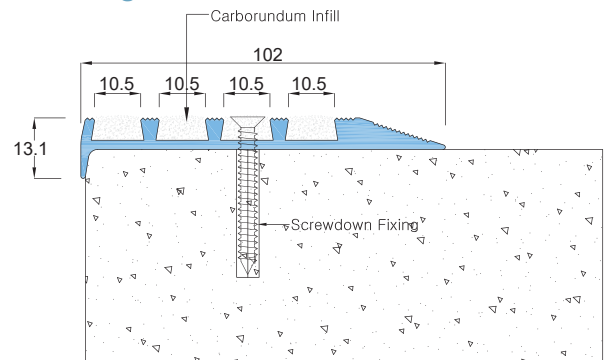
MILL FINISH

Special Note: Customer is encouraged to locally source anchors and construction grade external adhesive for fixing because the local conditions vary from country to country

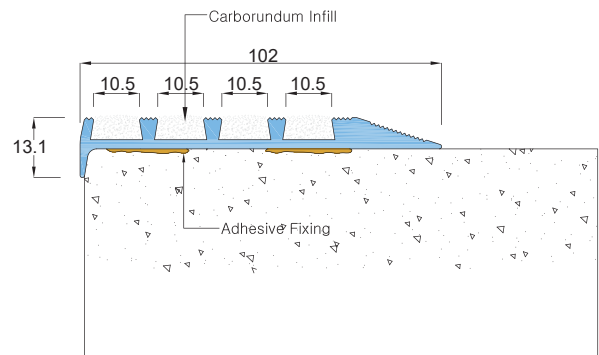
Features

- System designed for indoor / outdoor application
- Double component nosing
- Heavy nosing retro-fit design of this product makes it most desirable for fast installations during construction / maintenance jobs
- Mixture of carborundum chips and epoxy is filled in 21/50" (10.5mm) wide compartments for robust design and rapid response
- Suitable for heavy-duty pedestrian traffic
- Easy installation
- 4" (102mm) tread area
- 13/25" (13.1mm) riser area
- Standard profile length 10' (3 meters)
- Factory cut option available
- Made of Construction grade aluminum alloy 6063 T6

SNK 04 Screwdown Fixing



SNK 04 Adhesive Fixing



Color Options:



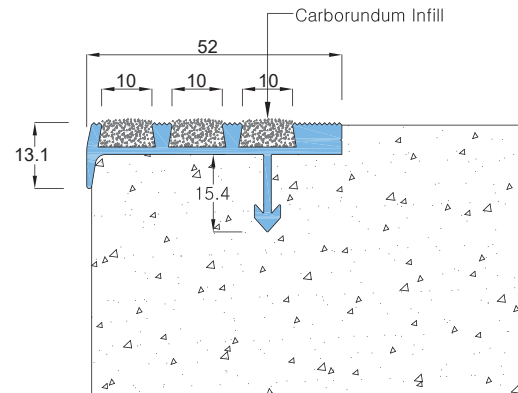
MILL FINISH

Special Note: Customer is encouraged to locally source anchors and construction grade external adhesive for fixing because the local conditions vary from country to country

Features

- System designed for indoor / outdoor application
- Double component nosing
- Heavy nosing design and in-situ installation makes this product most desirable for heavy duty applications
- Suitable for heavy-duty pedestrian traffic
- In-situ installation designed for use with poured or precast concrete, terrazzo, steel pan cement filled stairs
- Easy installation
- 2" (52mm) tread area
- 13/25" (13.1mm) riser area
- Standard profile length 10' (3 meters)
- Factory cut option available
- Made of Construction grade aluminum alloy 6063 T6

SNG 02



Color Options:



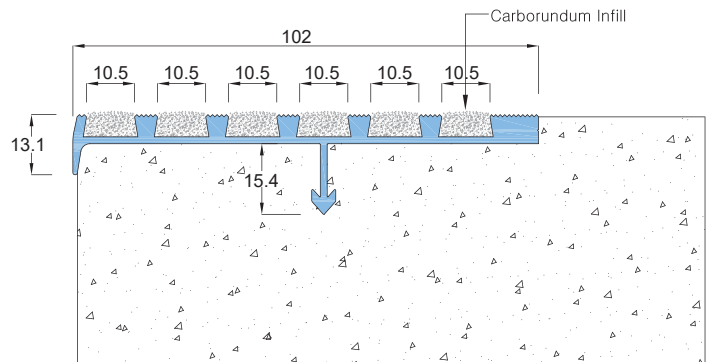
MILL FINISH

Special Note: Customer is encouraged to locally source anchors and construction grade external adhesive for fixing because the local conditions vary from country to country

Features

- System designed for indoor / outdoor application
- Double component nosing
- Heavy nosing design and in-situ installation makes this product most desirable for heavy duty applications
- Mixture of carborundum chips and epoxy is filled in 2/5" (10.5mm) wide compartments for robust design and rapid response
- Suitable for heavy-duty pedestrian traffic
- In-situ installation designed for use with poured or precast concrete, terrazzo, steel pan cement filled stairs
- Easy installation
- 4" (102mm) tread area
- 13/25" (13.1mm) riser area
- Standard profile length 10' (3 meters)
- Factory cut option available
- Made of Construction grade aluminum alloy 6063 T6

SNG 04



Color Options:



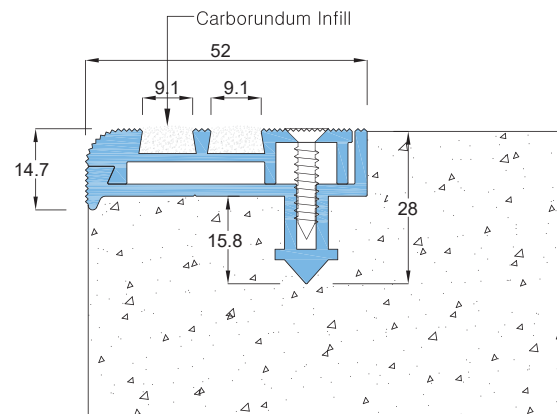
MILL FINISH

Special Note: Customer is encouraged to locally source anchors and construction grade external adhesive for fixing because the local conditions vary from country to country

Features

- System designed for indoor / outdoor application
 - Triple component nosing
 - Heavy nosing design and in-situ installation makes this product most desirable for heavy duty applications
 - Mixture of carborundum chips and epoxy is filled in 9/25" (9.1mm) wide compartments for robust design and rapid response
 - Unique top design, that can be easily replaced during maintenance phase, without disrupting the traffic or causing damage to the stair
 - In-situ installation designed for use with poured or precast concrete, terrazzo, steel pan cement filled stairs
 - Easy installation & maintenance
 - 2" (52mm) tread area
 - 29/50" (14.7mm) riser area
 - Standard profile length 10' (3 meters)
 - Factory cut option available
- Made of Construction grade aluminum alloy 6063 T6
- Suitable for heavy-duty pedestrian traffic

SNH 02



Color Options:



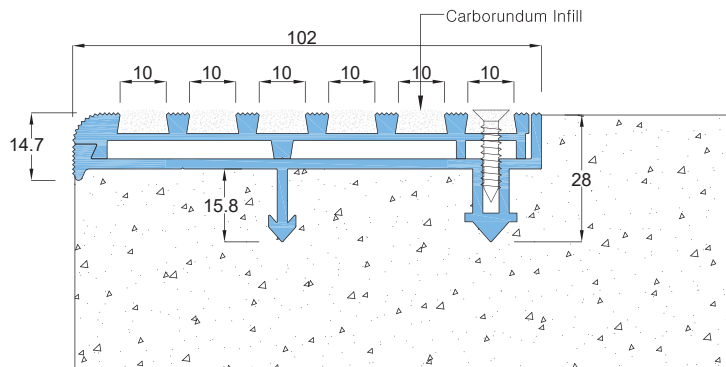
MILL FINISH

Special Note: Customer is encouraged to locally source anchors and construction grade external adhesive for fixing because the local conditions vary from country to country

Features

- System designed for indoor / outdoor application
- Triple component nosing
- Heavy nosing design and in-situ installation makes this product most desirable for heavy duty applications
- Mixture of carborundum chips and epoxy is filled in 2/5" (10mm) wide compartments for robust design and rapid response
- Unique top design, that can be easily replaced during maintenance phase, without disrupting the traffic or causing damage to the stair
- Suitable for heavy-duty pedestrian traffic
- In-situ installation designed for use with poured or precast concrete, terrazzo, steel pan cement filled stairs
- Easy installation and maintenance
- 4" (102mm) tread area
- 29/50" (14.7mm) riser area
- Standard profile length 10' (3 meters)
- Factory cut option available
- Made of Construction grade aluminum alloy 6063 T6

SNH 04



Color Options:



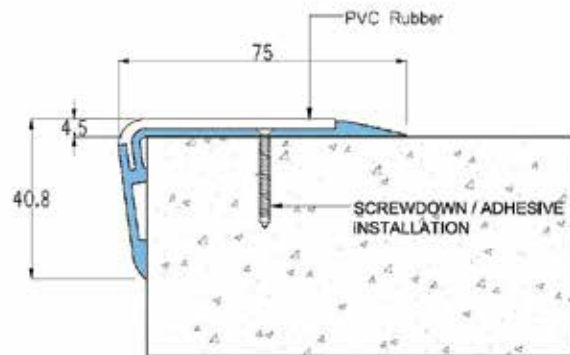
MILL FINISH

Special Note: Customer is encouraged to locally source anchors and construction grade external adhesive for fixing because the local conditions vary from country to country

Features

- System designed for indoor application
- Available in 4 standard pvc options
- Retrofit design for easy installation
- Easy installation & maintenance
- 3"(75mm) tread area
- 1-5/8"(40.8mm) riser area
- Standard profile length 10' (3 meters)
- Factory cut & drilled option available
- Suitable for dry / wet anchoring
- Made of Construction grade aluminum alloy 6063 T6


SNL 03 Screwdown Fixing



Color Options:




BK



GY



BG



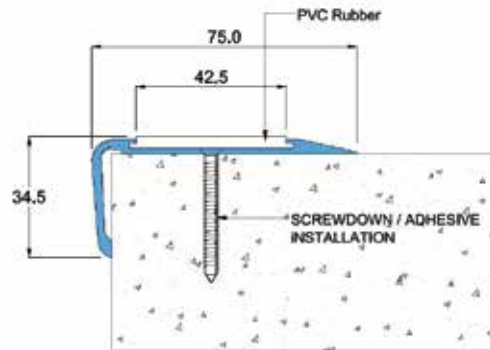

WH

Special Note: Customer is encouraged to locally source anchors and construction grade external adhesive for fixing because the local conditions vary from country to country

Features

- System designed for indoor application
- Double component nosing
- 1-5/8"(42.5mm) wide single PVC rubber
- Easy installation & maintenance
- 3"(75mm) tread area
- Available in 4 standard pvc options
- 1-3/8"(34.5mm) riser area
- Standard profile length 10' (3 meters)
- Factory cut & drilled option available
- Suitable for dry / wet anchoring
- Made of Construction grade aluminum alloy 6063 T6


SNM 03 Screwdown Fixing




Color Options:




BK



GY



BG



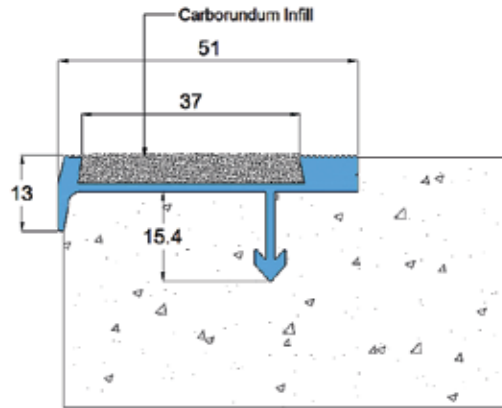

WH

Special Note: Customer is encouraged to locally source anchors and construction grade external adhesive for fixing because the local conditions vary from country to country

Features

- System designed for outdoor application
- Double component nosing
- Heavy nosing design and in-situ installation makes this product most desirable for heavy duty applications
- In-situ installation designed for use with poured or precast concrete, terrazzo, steel pan cement filled stair
- Easy installation
- 2”(51mm) tread area
- 1/2”(13mm) riser area
- Standard profile length 10’ (3meters)
- Factory cut option available
- Made of Construction grade aluminum alloy 6063 T6

SNN 02



Color Options:



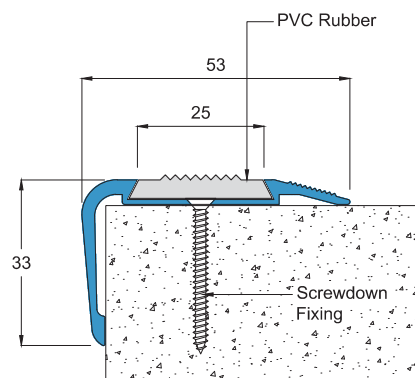
BK

Special Note: Customer is encouraged to locally source anchors and construction grade external adhesive for fixing because the local conditions vary from country to country

Features

- System designed for indoor application
- Double component nosing
- Easy installation & maintenance
- 2-1/8"(53mm) tread area
- Available in 4 standard anodized Aluminum color options
- 1-1/4"(33mm) riser area
- Standard profile length 10' (3 meters)
- Factory cut & drilled option available
- Suitable for dry / wet anchoring
- Made of Construction grade aluminum alloy 6063 T6

SNQ 02 Screwdown Fixing



Color Options:



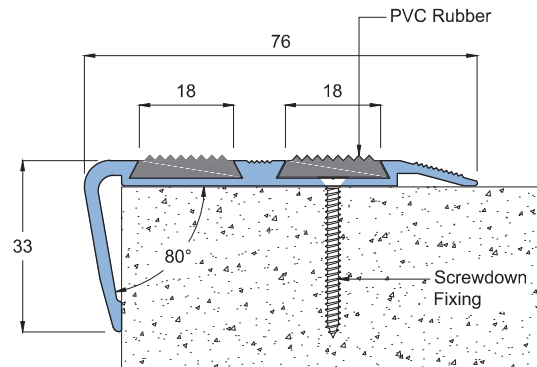
MILL FINISH

Special Note: Customer is encouraged to locally source anchors and construction grade external adhesive for fixing because the local conditions vary from country to country

Features

- System designed for indoor application
- Triple component nosing
- Easy installation & maintenance
- 3"(76mm) tread area
- Available in 4 standard anodized Aluminum color options
- 1-1/4"(33mm) riser area
- Standard profile length 10' (3 meters)
- Factory cut & drilled option available
- Suitable for dry / wet anchoring
- Made of Construction grade aluminum alloy 6063 T6

SNQ 03 Screwdown Fixing



Color Options:



MILL FINISH

Special Note: Customer is encouraged to locally source anchors and construction grade external adhesive for fixing because the local conditions vary from country to country


Thank You!

Check our range of:

- Expansion Joint Covers
- Wall Protection Products
- Entrance Mats
- Photo Luminescent Signs
- NOWUD[®] Furniture
- Flagpoles

Bringing Solutions...





PROSPEC SPECIALTIES INC.

OPERATIONS OFFICE:

UNIT 26, 5250 SATELLITE DRIVE, MISSISSAUGA,
ONTARIO, L4W 5G5, CANADA. Tel: (905) 602-1525

CORPORATE OFFICE:

3601 HIGHWAY 7, SUITE 400, MARKHAM
ONTARIO, L3R 0M3 CANADA
Tel: (888) 749-8456 Fax: (888) 749-8455
Email: info@prospecspecialties.com
www.prospecspecialties.com