

**Customer:**

Date: .....  
 COMPANY: .....  
 Contact Person: .....  
 Address: .....  
 .....  
 .....  
 .....  
 Job Site tel: .....

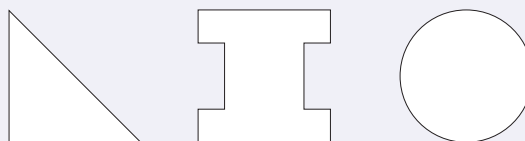
Project name: .....  
 Sales Person: .....

**PURCHASE ORDER N°**  /

ENTRANCE MATTING	
REF	DESCRIPTION

**FOR PROSPEC** S.O.  / SM

- For specific shapes please provide a template made of flexible material, for example :

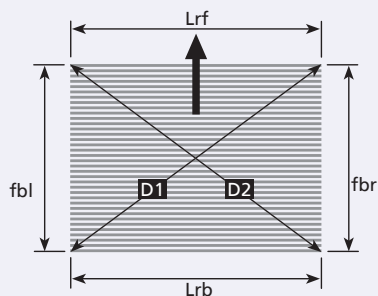


**1** Indicate Ref. n° and Description of the mats:

**2** Make a drawing of the shape of Mat in the box below.

**3** You must indicate the following dimensions in the sketch:

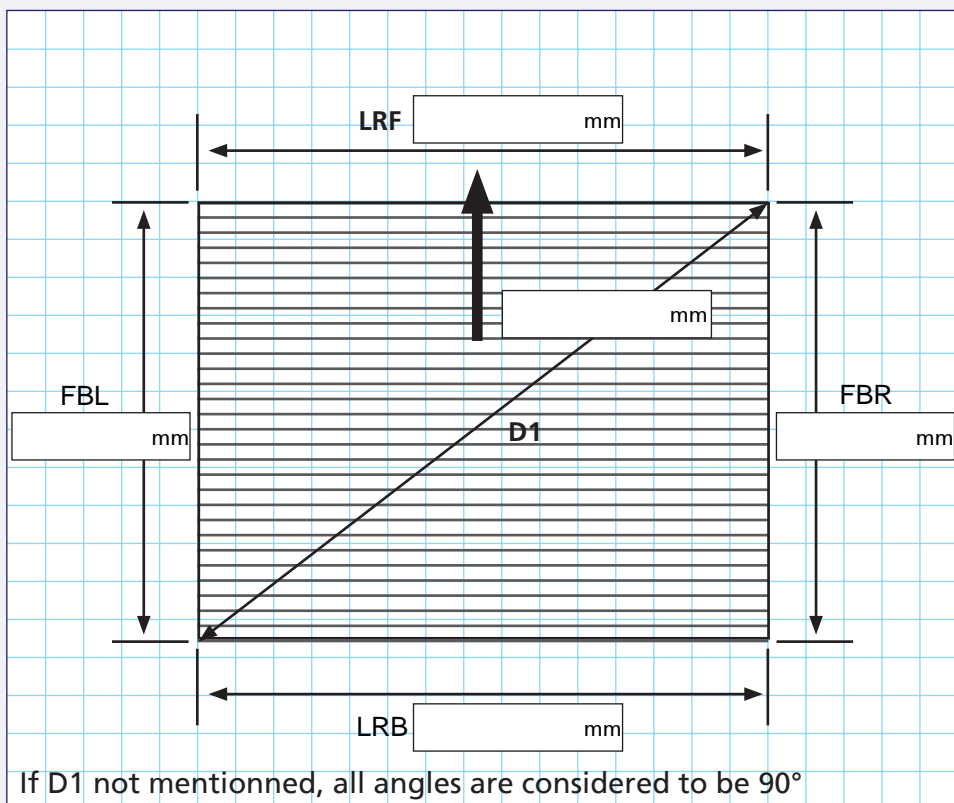
- both widths (LRF / LRB),
- both lengths (FBR / FBL),
- One Diagonal (D1 or D2), very important as the hollow or recess may not be square
- the walking direction (so as to determine the direction of the strips)



- Before taking measurements, check that:
  - the floor is completely flat,
  - the mat frame is already in place


- For all special shapes, or mat with no square angle, a 10 % additional charge will be applied.

- Please contact us if you need any additional information and for estimates involving shapes which are not square or rectangular



**THANK YOU TO NOTICE IF :  
 (PUT A CROSS)**

**INTERIOR DIMENSION OF  
 THE MATWELL FRAME**



**O/A DIMENSIONS OF  
 MATWELL FRAME**

Comments